



TO KNOW HIS NAME

PSALM 135:13

Summer Camp | 2026

"Your name, O LORD, endures forever, Your renown, O LORD, through all generations." -Psalm 135:13

Our summer camp offerings provide all campers with an incredibly fun and relational Christ-centered camp experience. Our desire is for campers to hear and experience the extravagant love of God and to come to know Jesus Christ as their risen Lord and Savior.



Welcome Packet

We Are So Excited To Welcome You To Summer Camp!

We are so excited to see how God will move in and through your week of camp at Riverside this summer! Our team has been praying and preparing all year in developing an incredibly fun, Christ-centered and impactful experience for you. Our Cabin Leaders are eagerly awaiting the opportunity they'll have to spend the week with you and your friends eating together, playing together, worshipping together, and diving into God's Word together! Whether it's your first time at Riverside or you've been here several summers, you'll want to check out the very important information in this packet.

Have questions? *They're probably answered in this packet!* However, if after reviewing this packet you still have questions, don't hesitate to call or email us.



3001 Riverside Rd., Story City, IA 50248
RLBC@RiversideLBC.org | 515.733.5271

HOW TO BE CAMP-READY

- Complete all registration forms online:
 - Waiver
 - Pick Up Authorization
 - Camper Profile
 - Medical Info Form
- Pay balances online or by calling our office
- Add camp store funds (optional)
- Watch for a “check-in details” email one week prior

- Visit the “What to bring” section as you pack! (pg. 4)
- Familiarize yourself with the check-in procedure
- Mark your calendar for the Closing Program (pg. 5)
- Parents – please review the “Camper Pick-Up” section before picking up your camper, as well as the important information starting with the “Hey Parents” section.
- Have an amazing time at camp!

CAMPER CHECK-IN

Our goal at Riverside is to facilitate a safe, efficient process for getting campers checked in at their cabins while minimizing crowding and waiting.

Wondering how you can help Riverside to meet that goal? Keep reading!

- **GET SET-UP & PAID-UP.** Please get all forms completed, balances paid, camp store deposits made, extras added and paid for, and medication needs recorded **before** arriving at camp. You can log on to your family’s Online Registration Dashboard any time between now and one week before camp to get all of this done. You’re welcome to call our office at 515-733-5271 if you have any questions or issues.
- **WATCH YOUR INBOX.** The week before you come to camp, watch for an IMPORTANT email from Riverside! This email will inform you of your arrival time. *Arrival times are coordinated alphabetically and will fall between 4:30-5:45pm.*
 - » We know you’re excited for camp, but **please do not arrive before your assigned check-in window.** We want to keep the flow of traffic even and flowing to avoid crowding and backups. If you arrive early, you will be asked to kindly wait in the lower parking lot until your assigned arrival time, so relax and enjoy the ride to Riverside!

****Alpha or Half-Week Junior campers who arrive on Wednesday will check in between 3:45-4:35pm.**

■ CHECK-IN PROCEDURE.

After being greeted by our staff at the camp entrance, you will drive directly to your camper’s cabin for check-in.

■ MED DROP-OFF.

If you have any over-the-counter or prescription medication for your camper, you may stop at the Dining Hall after you drop off your camper and turn them into our medical volunteer.



MEDICATIONS

All medications (over-the-counter and prescription) are distributed by our Medical Volunteer during camp. Campers should NOT have any medications in the cabin. All medications (prescription and over-the-counter) need to be turned into our Medical Volunteer at the Dining Hall AFTER you've dropped-off your camper at their cabin.

- ALL medications must be turned in to our medical volunteer **in the original containers** – please do not bring pills in baggies, in pill-minders, etc. Our volunteer needs to be able to safely distribute medications out of their original packaging/containers. (Exceptions: Rescue inhalers and Epi-Pens may remain with the camper, but you still need to visit with our Medical Volunteer!)
- Over-the-counter and all prescription medications – you will need to provide the names and dosage instructions for any medications your camper needs to take while at camp. Ideally, this is done ahead of time on your camper's registration dashboard. Click on "Update Info" and enter every medication under the Medical button. (Vitamins ARE considered an over-the-counter medication and need to be entered online.)
- Special Note about supplementals and alternative medications - Today, some families are turning to alternative substances purchased in health food stores or websites for preventative health care and the treatment of a wide variety of medical conditions or to supplement general health. Because most of these herbal products and/or natural remedies are not regulated by state or federal agencies, consistent with Iowa school districts (IBON Declaratory Ruling No. 81, 11/21/95), we will be unable to administer these products to campers during the week of camp. Please refrain from bringing to camp - thank you for your understanding.

→ Camp has children's and adult acetaminophen, ibuprofen, Tums, and a variety of anti-itch ointments. You do not need to bring these. Riverside **DOES NOT** have allergy or decongestant over-the-counter meds for campers.

ALLERGIES & SPECIAL DIETS

- **Allergies** – during the registration process, you completed the section about allergies in the Medical Info Form. If there have been any changes or you don't remember if you addressed this, please log on to your Online Registration Dashboard to review and/or amend.
- **Diets** – you probably already indicated your camper's special dietary needs during the registration process. While we do have some flexibility to modify diets to accommodate camper needs, it all depends on the situation. Our Hospitality Coordinator, Paige, will be sending out the menu a week ahead of camp to the families of campers with special dietary needs. This will allow you to review the food options and if necessary, you may supplement the camp food if you find menu items not compatible with your camper. It is helpful for Paige to know the degree of allergy and/or sensitivity (*ex. some kids may have an intolerance to a particular food but when it's cooked into something they can eat it*).



Paige Smith
Hospitality Coordinator

If you have any additional questions, please contact Paige@RiversideLBC.org.

Build lifelong friendships

Teamwork



Awesome Cabin Leaders



Experience God's Love



WHAT SHOULD I BRING? {All campers list}

For sure:

- Bible, pen/pencil, notebook
- Clothes – shorts, shirts, jeans, sweatshirt, rain clothes (no shorty-shorts, straps on tops must have at least two-inch width, and all tops must cover the mid-section)
- Pajamas and underclothes
- Two pairs of shoes – tennis shoes, sandals and/or old shoes
- Towel, washcloth, hygiene items (soap, shampoo, toothbrush and paste, deodorant, etc.)
- Swimsuit – one-piece or tankini (covers mid-section) for girls, no Speedos for boys
- Sleeping bag OR twin sheets and blanket, pillow
- Sunscreen, bug spray and flashlight
- String bag or backpack to carry items around in during day *(Also available for sale in camp store)*
- Water bottle! *(Also available for sale in camp store)*
- One set of clothes that can get completely muddy/dirty

Only if you want:

- Camera (with label), books, musical instruments
- Envelopes & stamps so you can write home to tell everyone how much fun you're having!

Please leave at home:

- Cell phones
- iPods, Tablets, and Smart Watches
- Valuable jewelry/keepsakes
- Food (not allowed in cabins!)
- Personal video gaming systems



HORSE CAMPERS

In addition to the "All Campers" list, the following are 'must-haves':

HORSE CAMPERS

- Lots of jeans – all the time spent on horses will require jeans
- Boots with a one inch or more heel
- Helmet, if you prefer your own – BUT we will provide required riding helmets for everyone
- We get dirty and sometimes wet, so extras of both clothing and shoes are a great idea!

VERY IMPORTANT: Horse campers are not allowed to wear flat-soled shoes (skater shoes, Chucks, etc.) for riding. These shoes do not provide adequate foot protection, and feet slide through the stirrups. Western riding boots work best, but inexpensive tennis shoes with a thicker sole and plenty of grip work fine as well.



DON'T MISS THE CLOSING PROGRAM!

Our Closing Program is a highlight of the week for families coming to pick up their campers. We invite you and your family to attend the Closing Program by joining us on main camp. We have found that our Chapel, while beautiful and cool, is just too small to accommodate everyone who wants to attend, so we will gather outdoors. If you want to be certain to have a place to sit, we recommend you bring a lawn chair and a cool beverage. Plan to visit Mortvedt Coffee & Smoothie House for beverages before and after Closing Program!

Parent attendance at our Closing Program is completely optional.



12:30PM: Horse Camp Open House at the Riverside Ranch

If you have a horse camper, we invite you to come to the Riverside Ranch **Friday at 12:30PM** so that you can meet your camper's horse, connect with our wranglers, visit the barn and arena with your child, and hear more about how they spent their week at camp!

NOTE: In the event of rain, the Horse Camp Closing Program will be canceled.



1:00PM: All Camper Closing Program outside the Chapel

Friday at 1:00PM:

All campers (including Horse Camp participants)

Some seating may be available but feel free to bring lawn chairs if you prefer not to stand.

Following the Closing Program, cabin leaders will lead their campers to a designated location and will be holding a sign with their cabin name. Cabin leaders will remain near or outside the area for 10 minutes following the end of Closing Program, and then will return to the cabin.

ALPHA or HALF-WEEK JUNIORS:

Half-week campers who checked in on Sunday will have their Closing Program **IN THE CHAPEL at 3:00PM on Tuesday.**

Half-week campers who checked in on Wednesday will have their Closing Program on Friday with rest of camp as seen above.

CAMPER PICK-UP DETAIL

- Only the person designated on the Pick-Up Authorization will be allowed to pick-up the camper.
- Following the Closing Program, parents can return to their camper's cabin to pick-up the camper's belongings, which will be waiting outside, weather-permitting.
- Parents not attending the Closing Program can pick up the camper following the program (approx. 1:30PM)
- **All campers need to be picked up by 2:00PM!**
- If there needs to be a change made to the pick-up person during the week of camp, you MUST contact the camp office to provide notification prior to Friday afternoon.



HAVE YOU DOWNLOADED OUR APP?

At Riverside, we use an app called Bunk1 for parents. There are many benefits to using this app that include receiving updates throughout the week about what activities are taking place at camp, access to a private gallery of photos of your camper, and the option to send “bunk notes” for your camper to read at lunch each day!



HOW TO GET STARTED:

- 1) Go to www.Bunk1.com or download the white Bunk1 app from the app store.
- 2) Click “New here? Get Started” button and complete the basic form
***IMPORTANT: Your password *must* include a capital letter, number, and special character.**
- 3) The invitation code for Riverside Bible Camp is **RBC2026**
- 4) You will be prompted to select a bundle for access to your Parent Portal. Bundles include credits for you to send Bunk Notes and the ability to use the facial recognition software to quickly find photos of your camper. If you decide to purchase a bundle, that will cover the entire year-- including Recharges!
The *FREE* bundle is at the bottom of that page and will give you full access to view the photo gallery.
****PLEASE NOTE:** Bunk1 is not like Waldo where there is a guaranteed quota of photos of your camper when paying for a bundle. We will take as many as we can, but we are not promising a specific amount.

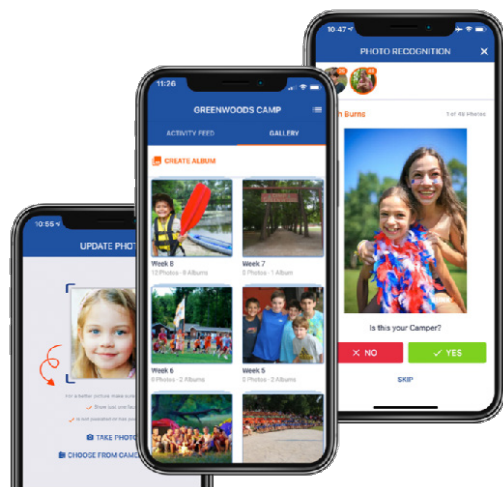


PHOTO GALLERY WITH PHOTO TAGGING:

Save Favorite Photos for easy access to pictures of your camper all year-round. Select the heart icon to favorite.

Upload a profile photo of your camper to enable Photo Tagging. Bunk1’s photo tagging software will scan all the uploaded photos and notify you when we detect photos of your camper.

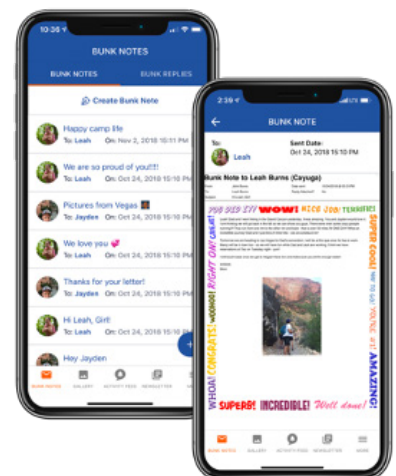
Share Photos to social media or email a photo to family.

Order high resolution digital downloads or prints.

SENDING BUNK NOTES:

Send Bunk Notes day or night. Riverside receives a pdf at **11:00am CST** each day containing all Bunk Notes received in the last 24 hours. Camp prints each Bunk Note and delivers them to your camper with the regular mail. You can purchase more credits anytime in the Bunk Notes menu. Successfully sent Bunk Notes will appear under Bunk Notes > View Sent.

****The Bunk1 team is available to support you 7 days a week during peak season. They guarantee a response within 24 hours and it’s usually much quicker than that. Please call Bunk1 at 212-974-9112 or email support@bunk1.com. For FAQ’s related to the services above, visit www.bunk1family.com/faqs.**





HEY PARENTS!

You can still go online and sign up for these AWESOME options! If you are unable to go online to add an option and you'd like to take care of it before camper check-in, please call the office to sign-up and pay over-the-phone. All of these items are OPTIONAL and require an additional fee.

Care Package – Your camper will receive our summer-themed t-shirt, a fun accessory item from our camp store, a sticker, and a certificate that will get them one food and one beverage item from the camp store. **Cost: \$27**

Ranch Care Package – Your camper will receive a specialty ranch-specific item, a fun accessory from our camp store, a sticker, and a certificate that will get them one food and one beverage item from the camp store. **Cost: \$27**

Birthday Cookies – If your camper is celebrating their birthday while attending camp, we will make them homemade cookies to share with their cabin! This camp extra is only available on the day of their birthday. We will pass along the special surprise to their cabin leader to share with the rest of their cabin mates. **Cost: \$13**

Slingshot Paintball – Your camper will enjoy three to four 10-minute games of slingshot paintball during free-time. *Please note: this option is only available to junior high and senior high campers.* **Cost: \$10**

Horseback Ride – You don't have to register for a Horse Camp to enjoy a horseback ride! Your camper can participate in a 30-40 minute ride on a horse during free-time. Campers who are entering 4th grade will enjoy their ride in the arena, while campers in 5th grade and above will ride the outdoor trails. Plan on preparing your camper ahead of time by ensuring they bring jeans and either tennis shoes or boots for riding (required). Register early for riding as busy weeks will hit their limit early on. *Please note: horseback rides are not available for Alpha campers.* **Cost: \$15**

2026 Summer Theme Water Bottle – Order an exclusive Summer themed water bottle! Add it to your registration before check-in day and we'll have it labeled and ready for your camper at supper on the first night. **Cost: \$17**

SENDING MAIL TO YOUR CAMPER



Send your mail the week before your camper comes to Riverside to ensure they receive it!

Option One: You may send it to:

Riverside Bible Camp, Attention: [your camper's name],
3001 Riverside Road, Story City, Iowa, 50248

Option Two: We welcome you to leave letters that you've prepared for your camper at the Dining Hall after you've dropped off your camper at their cabin. This way, you'll know their cabin name and can write it on the letter. In the Dining Hall, we will have prepared bins for each day of the week so that you can define when you'd like your camper to receive the letter. We will also have some supplies gathered for you to write and leave your camper notes at the Dining Hall during check-in.

Option Three: On our app, Bunk1, there is an option to send "bunk notes" to your camper if you have purchased credits. These are written like a text message or an email within the app itself and then will be printed and delivered to your camper at lunch each day. If a bunk note is sent after 10AM, it will be delivered following day at lunch.

FREEDOM FROM DEVICES & TECHNOLOGY AT RIVERSIDE

Summer campers across the country, including at Riverside Bible Camp, have experienced electronics-free weeks of connection, belonging, and growth by surrendering their devices to their parents before arriving at camp. In our culture that is so saturated in screens as part of our daily life, camp presents a beneficial opportunity to separate our eyes and our minds from a focus on screens, to instead focus on God's beautiful creation and face-to-face connection with friends and camp staff.



We have come to understand from our own parent feedback surveys over the past couple of years that sometimes it is our parents who can struggle with our device-free environment, more than their kids. We have become so accustomed to having immediate access to our kids' whereabouts, being able to FaceTime them at the touch of a button, and the ability to communicate promptly throughout the day via texts.

We want to ask that you trust us with your kids for their time at camp. Being away from home and at camp without devices will allow your child to develop their resilience, increase their creativity, enhance their social skills, improve their sleep, and overall positively impact their physical and mental health.

We respectfully ask that you help us maintain our commitment to an electronics-free experience for your children while they're at Riverside. You can trust that our team will reach out to you if there is any urgent matter that would require your knowledge or attention. **We ask that campers DO NOT have a cell phone or a smart watch while at camp.** We want you to be aware of our protocols for if/when campers are found to have electronics:

- Cabin leader or support staff will ask the camper for their device.
- The device will be locked up in our safe at the Camp Office for safe-keeping.
- We will return the device to family at the conclusion of closing program.

**Please note: Exceptions to cell phone access for campers are made for medical purposes only, and these needs should be communicated with camp before arrival.*



CONCERNS ABOUT HOMESICKNESS

We know that some of our campers are having their first experience being away from home without family and may struggle with feelings of homesickness. In our culture of immediate accessibility and instant contact via our mobile devices, we realize some parents may also struggle with their camper being away! We want to provide your family with some suggestions – things that are worth considering as you prepare for your camper to have the best camp experience ever!

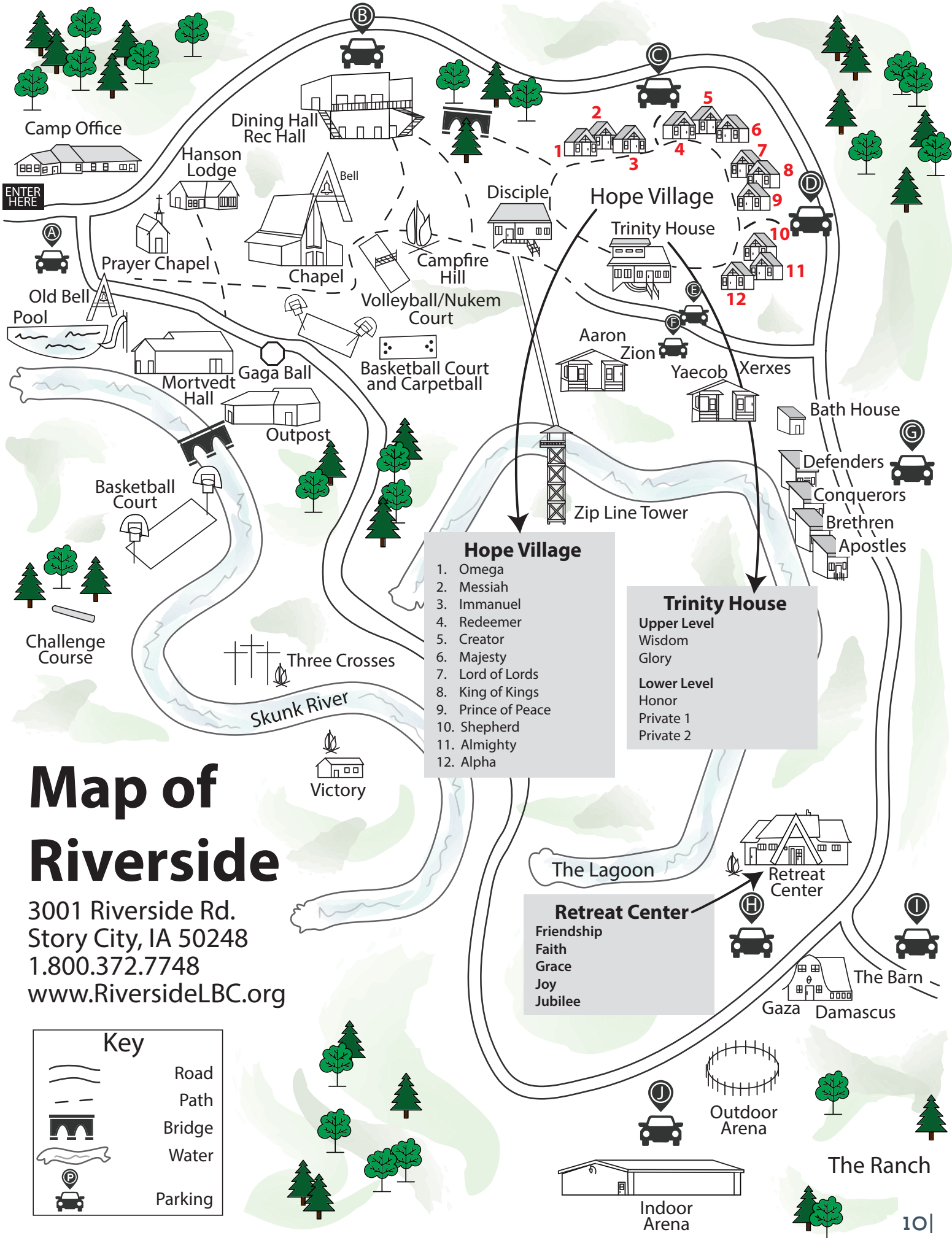
- If you know your child will likely experience some sadness about being away from home, encourage a friend or same-aged family member to attend at the same time. They can even request each other as cabin mates. A favorite stuffed animal, blanket, or family picture is perfectly acceptable to send along as well!
- Be careful to not let your own anxieties be heard or visible to your child. Instead of focusing too much on how much you will miss them while they are away, reassure your camper that you'll be fine while they are away at camp and that you can't wait to hear about all of their adventures at the end of the week.
- Refrain from telling your child that you'll pick them up if they don't like it or become homesick – this sets them up to struggle and inhibits our team's ability to help them cope and work through the challenge. You can remind your child ahead of time to talk to their cabin leader if/when they are missing home.
- Ensure that your child understands that you will not have contact with them during the week (unless through letters you send each other). Send them with paper/envelopes to encourage them to write you. Although you are likely to not receive the letters until your camper is home, it is a great way to provide a distraction for your camper and feel connected to you through writing!
- Camper drop-off – try not to linger too long when dropping them off or engage in a prolonged goodbye. Instead, focus on all of the terrific fun they are going to have.
- If this is your camper's first time at Riverside, a fun thing to do if you live within a reasonable distance of camp is to come check it out ahead of time! Take a drive around camp – see the cabins, the beautiful chapel, check out the pool and zipline, the horses at the ranch, etc. If you live farther away, you can check out a video of camp online.

As a reassurance, we want you to feel encouraged to know that most campers can overcome feelings of homesickness and go on to enjoy a great week of camp. Our summer team is equipped to address these special circumstances. Decisions about a camper returning home are made by our program team and parents collectively.

WHAT ABOUT CAMPER ILLNESS?

Camper wellness and the safety of our staff and campers is a priority for all of our Riverside team. During the summer months, we know that many kids will be experiencing symptoms relating to allergies while others may become ill while at camp. Here are a few things we want you to know ahead of time:

- Every week of camp has a medical volunteer who lives at camp all week. Our medical volunteer is necessary for a variety of reasons, including to respond to camper medical needs, both pre-existing and those that may arise during the camp week. If your child becomes ill at camp, they will be assessed, and depending on the circumstance, you may receive a call.
- Decisions for a camper to go home are made by the medical volunteer along with Riverside leadership. We remain acutely aware of the seriousness of communicable illnesses and will always act out of an abundance of caution.
- If your camper does not feel well ahead of drop-off day, please don't send them to camp and potentially jeopardize making others ill. You can delay your arrival until you know they feel better or we could help you find another session, if available.
- If you have a child who has to go home during the camp week because of actual or suspected illness, it may be possible for them to return to camp to complete the week if symptoms remain subsided for greater than 24 hours.



Map of Riverside

3001 Riverside Rd.
 Story City, IA 50248
 1.800.372.7748
www.RiversideLBC.org

- Hope Village**
1. Omega
 2. Messiah
 3. Immanuel
 4. Redeemer
 5. Creator
 6. Majesty
 7. Lord of Lords
 8. King of Kings
 9. Prince of Peace
 10. Shepherd
 11. Almighty
 12. Alpha

- Trinity House**
- Upper Level**
 Wisdom
 Glory
- Lower Level**
 Honor
 Private 1
 Private 2

- Retreat Center**
- Friendship
 Faith
 Grace
 Joy
 Jubilee

Key

- Road
- Path
- Bridge
- Water
- Parking

Riverside

Bible Camp

*We can't wait to see
you this summer!*

